

TSX-V: **CVW** | OTCQX: **CVWFF** | FSE: **TMD0**



Creating Value from Waste™

The Leading Platform for Diversified Clean
Technology Royalty Investments

INVESTOR PRESENTATION
AUGUST 2025



Disclaimer

The information provided in this presentation is provided as of July 25, 2025, for informational purposes only, is not complete, and may not contain certain material information about CVW Sustainable Royalties Inc. ("CVW Sustainable Royalties" or the "Company"), including important disclosures and risk factors associated with the information disclosed in this presentation and an investment in CVW Sustainable Royalties. This presentation does not take into account the particular investment objectives or financial circumstances of any specific person who may receive it and does not constitute an offer to sell or a solicitation of an offer to buy any security in any jurisdiction. The contents of this presentation have not been approved or disapproved by any securities commission or regulatory authority in any jurisdiction, and CVW Sustainable Royalties expressly disclaims any duty on CVW Sustainable Royalties to make disclosure or any filings with any securities commission or regulatory authority, except as required by applicable securities laws. See Slide 3, "Forward-looking Information" for additional advisories.

Certain statements included in this presentation of CVW Sustainable Royalties constitute forward-looking statements and information within the meaning of applicable the securities laws (collectively, "forward-looking information") that reflect the current expectations of management about future results, performance, achievements, prospects or opportunities for CVW Sustainable Royalties, including statements relating to: the potential for the Company's royalty investment strategy to create value; the importance of oil and gas as a source of energy and the period during which it will be such; the readiness for commercial deployment of the CVW Sustainable Royalties' technologies; the expected terms of the Transaction (as defined herein); the conversion of the debentures issued under the Transaction into royalty arrangements; the expected cash flows from the royalty arrangements under the Transaction; expectations regarding the results to be obtained from the utilization of the Company's technologies; the Company's assessment of global conditions and the markets; various market and commercial opportunities for the Company and its technologies; the ability of the Company to continue to develop and commercialize its technologies; and the advantages of the Company's technology. This forward-looking information generally can be identified by use of forward-looking words such as "may", "will", "expect", "estimate", "anticipate", "believe", "project", "should" or "continue" or the negative thereof or similar variations.

Forward-looking information in this presentation is for the purpose of assisting shareholders and others in understanding certain key elements of CVW Sustainable Royalties' financial results and business plan, as well as the Company's objectives, strategic priorities and business outlook, and in obtaining a better understanding of our anticipated operating environment. Readers are cautioned that such forward-looking information may not be appropriate for other purposes.

Forward-looking information, by its very nature, is subject to inherent risks and uncertainties and is based on many assumptions, both general and specific, which give rise to the possibility that actual results or events could differ materially from our expectations expressed in or implied by such forward-looking information and that our business outlook, objectives, plans and strategic priorities may not be achieved. The Company's royalty investment strategy may not be implemented on a successful basis and will not create value for the Company; macro-economic conditions, including public health concerns (including the impact of the COVID-19 pandemic) and other geopolitical risks (including the war in Ukraine), the condition of the global economy and, specifically, the condition of the crude oil and natural gas industry, and the ongoing volatility in world markets may adversely impact oil sands producers' program plans, including proceeding with an investment decision in further project activities or any final investment decision with respect to commercialization, which could materially adversely impact the Company. In addition to other factors and assumptions which may be identified in this presentation, assumptions have been made regarding, among other things: the ability to identify, structure and complete royalty acquisitions on terms which are economic; the expected environmental and economic benefits to be achieved from CVW™ technologies; that the Company will continue to be able to protect its intellectual property; that counterparties will continue to satisfy their contractual obligations to the Company; assumptions as to commodity prices and exchange rates and the impacts on the Company; assumptions as to various market and commercial opportunities for the Company and its technologies; and the ability of the Company to continue to develop and commercialize its technologies; the condition of the global economy, including trade, public health (including the impact of COVID-19) and other geopolitical risks (including the war in Ukraine), including the fact that any estimates of project next steps, as well as the detailed engineering and construction period may be affected by the COVID-19 pandemic and other geopolitical risks; the stability of the economic and political environment in which the Company operates; the success of the ongoing project activities; the ability of the Company to retain qualified staff; the ability of the Company to obtain financing on acceptable terms, including available grant and financing opportunities from government programs and finalizing funding agreements for such

The securities described in this presentation have not been and will not be registered under the United States Securities Act of 1933, as amended, or any state securities laws, and cannot be offered or sold in the United States or to, or for the account or benefit of, U.S. persons absent such registration or available exemptions therefrom. This presentation does not constitute an offer to sell or a solicitation of an offer to buy securities in the United States or to, or for the account or benefit of, U.S. persons. All financial figures reflected in Canadian Dollars (CAD) unless otherwise noted.

government programs; the details of government funding programs and that such programs will be implemented (and not change) as expected; the translation of the results from the Company's research, pilot programs; the belief that the Company's technology will provide important environmental and economic benefits that will assist with the recovery of a resilient and sustainable energy industry in Alberta and Canada; the impact of increasing competition; and the regulatory framework regarding royalties, taxes and environmental matters in the jurisdictions in which the Company operates

The forward-looking information contained in this presentation is based on the results of CVW Sustainable Royalties' research, assessment of the royalty strategy and potential investments including the Northstar Clean Technologies Inc. royalty (the "Transaction"), pilot programs, project activities and related studies and commercialization efforts described in this presentation. The Company has not completed the acquisition of the Northstar Clean Technologies Inc. royalty or commercially demonstrated its technologies and there can be no assurance that such research, pilot programs, project activities and related studies will prove to be accurate nor that such commercialization efforts will be successful, as actual results and future events could differ materially from those expected or estimated in such forward-looking information. As a result, we cannot guarantee that any forward-looking information will materialize and we caution you against relying on any of this forward-looking information. Accordingly, readers should not place undue reliance on forward-looking information.

The information contained in this presentation does not purport to be all-inclusive or to contain all information that shareholders may require. Shareholders and prospective investors are encouraged to conduct their own analysis and reviews of the Company and of the information contained in this presentation. Without limitation, prospective investors should consider the advice of their financial, legal, accounting, tax and other advisors and such other factors they consider appropriate in investigating and analyzing the Company.

This presentation includes market, industry and economic data which was obtained from various publicly available sources and other sources believed by the Company to be true. Although the Company believes it to be reliable, the Company has not independently verified any of the data from third party sources referred to in this Presentation, or analyzed or verified the underlying reports relied upon or referred to by such sources, or ascertained the underlying economic and other assumptions relied upon by such sources. The Company believes that its market, industry and economic data is accurate and that its estimates and assumptions are reasonable, but there can be no assurance as to the accuracy or completeness thereof. The accuracy and completeness of the market, industry and economic data used in this presentation are not guaranteed and the Company does not make any representation as to the accuracy or completeness of such information.

The forward-looking information contained in this presentation describes our expectations as of July 25, 2025 and, accordingly, is subject to change after such date. Except as may be required by Canadian securities laws, we do not undertake any obligation to update or revise any forward-looking information contained in this presentation, whether as a result of new information, future events or otherwise. The forward-looking statements contained in this presentation are expressly qualified by this cautionary statement.

Additional information on these and other factors are disclosed elsewhere in this presentation and in other reports, including the Company's financial statements, management's discussion and analysis and news releases, filed with the securities regulatory authorities in Canada from time to time and available on SEDAR+ (sedarplus.ca).

Creating a Leading Cleantech Royalty Platform



Expected Opportunity in \$3.3T+ Cleantech Market Growing Exponentially¹

Strong Regulatory Environment Driving Innovation Provides the Right Timing for the Strategy

Funding Gap for Capital Intensive Cleantech in the Commodity Sectors

Proven Company Builders with Royalty Experience Including Franco-Nevada, Heritage Royalty, and BaseCore

First Mover Advantage:
Opportunity for Scale & Value

Royalty Pipeline of Over \$600M in Advanced Opportunities Fueling Growth

CVW™ Technology Provides Massive Optionality Alongside Growth of Royalty Portfolio

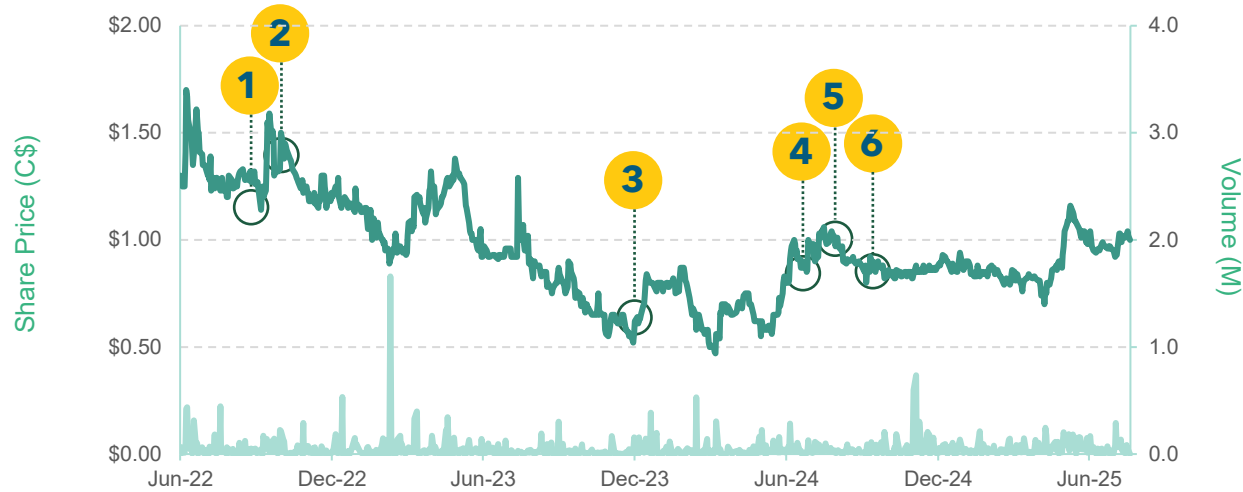
¹ Bloomberg NEF - Energy transition investment trends 2025

Vision: To accelerate clean technologies that recover valuable commodities in a sustainable manner helping drive the world's transition to net zero

Corporate Profile

TSX-V: CVW | OTCQX: CVWFF | FSE: TMD0

SHARE PRICE PERFORMANCE



Key Events

- 1** Appointment of new CEO and private placement
- 2** Appointment of Pierre Lassonde as Special Advisor
- 3** Receipt of project financing support letters
- 4** Established agreement with Indigenous communities
- 5** Announcement of first royalty transaction and \$15.0M private placement
- 6** Closing of upsized \$16.8M private placement and transaction with Northstar

CAPITAL STRUCTURE & SHAREHOLDER BREAKDOWN

July 24, 2025

Shares Outstanding	145.4M
Equity Awards	12.7M
Warrants	11.3M
Fully Diluted Shares Outstanding	169.4M
Share Price	\$1.01
Cash Balance (As of March 31, 2025)	\$4.6M
Market Capitalization (Basic)	\$146.9M

DIRECTORS & MANAGEMENT OWNERSHIP

	SHARES (M)	OPTIONS, AWARDS & WARRANTS (M)	TOTAL SHARE EQUIVALENT (M)	OWNERSHIP (FULLY DILUTED)
Moss Kadey	15.6	1.6	17.2	10.2%
Darren Morcombe	8.0	2.6	10.6	6.3%
Akshay Dubey	0.2	7.3	7.5	4.4%
John Brussa	1.6	0.7	2.3	1.4%
Other Directors & Management	2.1	4.3	6.4	3.8%
Pierre Lassonde	10.0	0.2	10.2	6.0%
Total	37.5	16.7	54.2	32.1%

Strong alignment between Shareholders, Board of Directors, and Management

Tier 1 Royalty Opportunity on CVW™ Proprietary Technology

Creating Value from Waste™ ("CVW™") technology is ready-to-deploy in the Canadian oil sands mining sector, a safe and business-friendly jurisdiction seeking to increase the sustainability of its energy production

- Advanced stage TRL-8 technology on the precipice of commercialization
- Support from key stakeholders including Indigenous groups and both levels of government
- Each stand-alone CVW™ operation can generate between \$166M to \$262M in after-tax cash flow per year assuming flat US\$60/bbl WTI oil pricing¹
- Preferred model of non-operating interest / royalty stream expected to produce significant, consistent long-term cash flows back to CVW Sustainable Royalties
- Company has enacted a comprehensive strategy to accelerate deployment of the technology including improving the economics, financing model, key de-risking initiatives, and building strong stakeholder support

¹ Based on CVW™ Process and Technology Overview available on the Company's website and published on SEDAR+

Diversified Exposure to Clean Technology Companies through Royalty Structure

Building a portfolio of royalty-based cash flow streams by partnering with clean technology innovators in the broader commodity space

- Global focus on energy transition and the circular economy creates large opportunity set with significant capital requirements and attractive return potential
- High margin and secured royalty structure provides shareholders a best-in-class opportunity
- Structural gap in financing for capital intensive advanced stage resource focused clean technologies
- CVW Sustainable Royalties has developed a high-quality opportunity pipeline of potential transactions which provides a clear line of sight to achieving scale and diversification in the near-term

Proof-of-concept Royalty Transaction with Northstar Clean Technologies for \$14M and \$600M Pipeline

CVW Sustainable Royalties offers an unparalleled opportunity to invest in a proven leadership team building a leading royalty platform with a unique focus while providing strong returns and cash flow for shareholders

CVW SUSTAINABLE
ROYALTIES

Macro Tailwinds



Macro Tailwinds Behind Clean Technology Deployment

Macroeconomic tailwinds driving innovation, leading to an opportunity rich environment

Over 140 countries have committed to be net-zero by 2050¹ which will transform the global economy over the next two decades

Cleantech development is being prioritized by various government initiatives including:



C\$200B

Investment tax credits and other spending²



€1T

The European Green Deal³

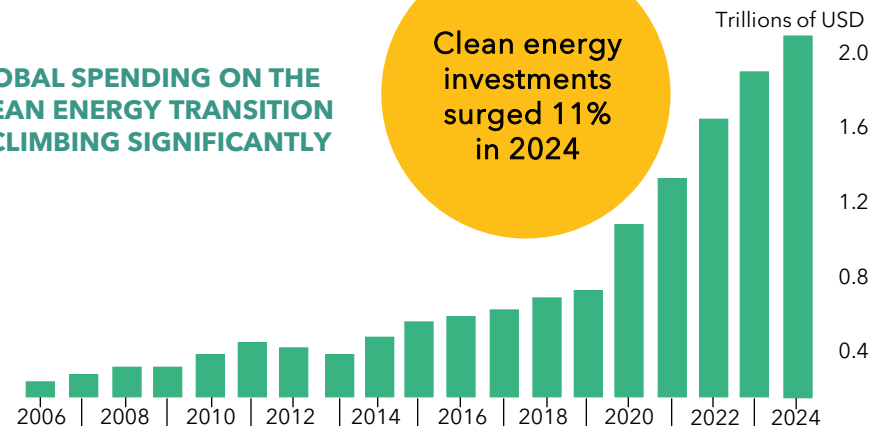


US\$370B

Inflation Reduction Act⁴

- These funding initiatives are being supplemented with formal carbon pricing systems and regulatory changes
- Recognizing the need to decarbonize their operations, the private sector has significantly increased its investments in clean technologies
- Public spending is supported by private investment with US companies investing over US\$817B in cleantech since 2021⁵

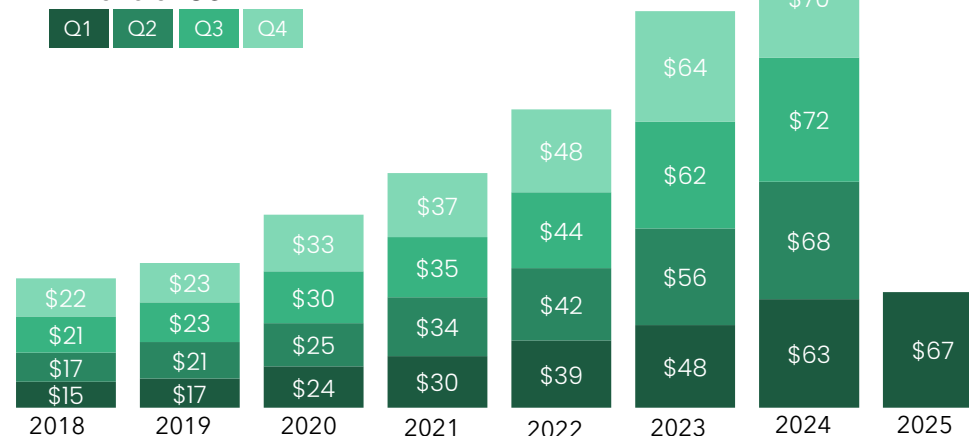
GLOBAL SPENDING ON THE CLEAN ENERGY TRANSITION IS CLIMBING SIGNIFICANTLY



Source: BloombergNEF. Energy Transition Investment Trends 2025

CLEANTECH INVESTMENT IN THE US

Billions of USD



Source: Rhodium Group-MIT/CEEPR Clean Investment Monitor

1 Net Zero Tracker - Net zero numbers by country
 2 Environment and Climate Change Canada - five new ITCs in Budget 2023 to support sustainable clean economy
 3 European Commission - Finance and the green deal
 4 The White House - Building a clean energy economy
 5 Rhodium Group and MIT CEEPR's Clean Investment Monitor

Capital Flows are Increasingly Rewarding Sustainability

Significant human and financial capital flowing to research and development efforts leading to more innovation

Global Patent Applications for Environmental Technologies²

~8,400

Patents in 1990

~44,000

Patents in 2021

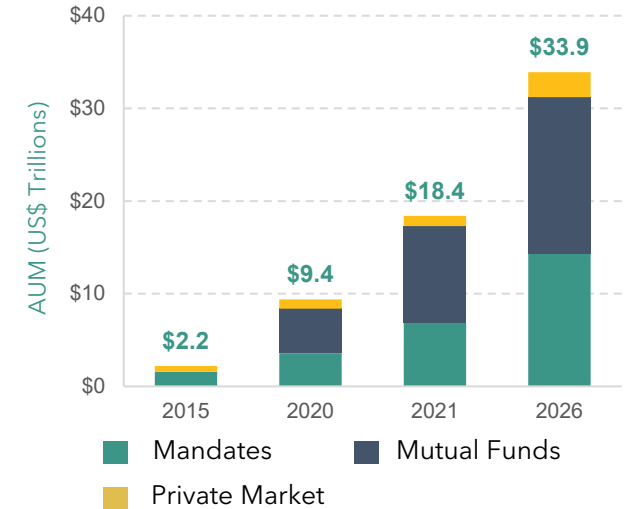
¹ Bloomberg NEF - Energy transition investment trends 2025. Includes US\$2.1T of asset investments, and US\$1.1T of financing generated by companies and governments in climate technologies
² OECD - OECD data explorer

~US\$3.3 trillion in 2024¹

Total Cleantech Market Funding Flows in 2024
 ~3% of Global Gross Domestic Product (GDP)

The potential for clean technologies permeates all sectors of the economy as there is a need to optimize the use of resources, reduce adverse environmental impacts, and create more sustainable ways to produce goods and services

INCREASING INVESTOR FOCUS ON ESG



US\$33.9 Trillion

in projected ESG-oriented AUM by 2026

81.0% US
83.6% Europe

in projected ESG-oriented AUM growth by 2026, outpacing the AWM industry

Source: PwC Exponential expectations for ESG

The most common cleantech applications are found in:



Agriculture and alternative proteins



Energy efficiency



Industrial and extractive processes



Recycling



Water



Transportation



Power generation

Capital intensive industries

Cleantech Plays a Key Role in Resilient Regional Supply Chains

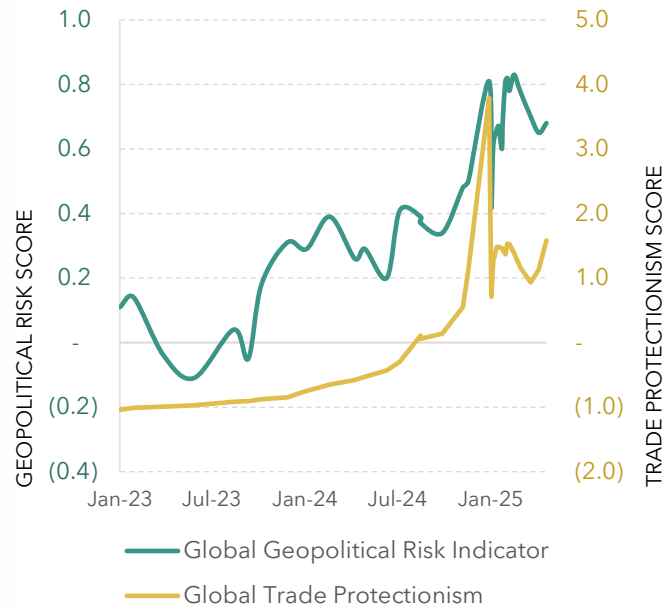


Geopolitical risk is now the top concern for 19% of businesses, reflecting the impact of global instability, trade tensions, and regulatory uncertainty

Raw material shortages has doubled in significance, now cited by 14% of businesses as a key risk

Global Supply Chain Risk Report 2025 - WTW - November 2024

Geopolitical Risk & Global Trade



BlackRock Investment Institute - Views and data as of April 2025

Cleantech innovation drives a resilient local circular economy and reduces reliance on foreign resources.

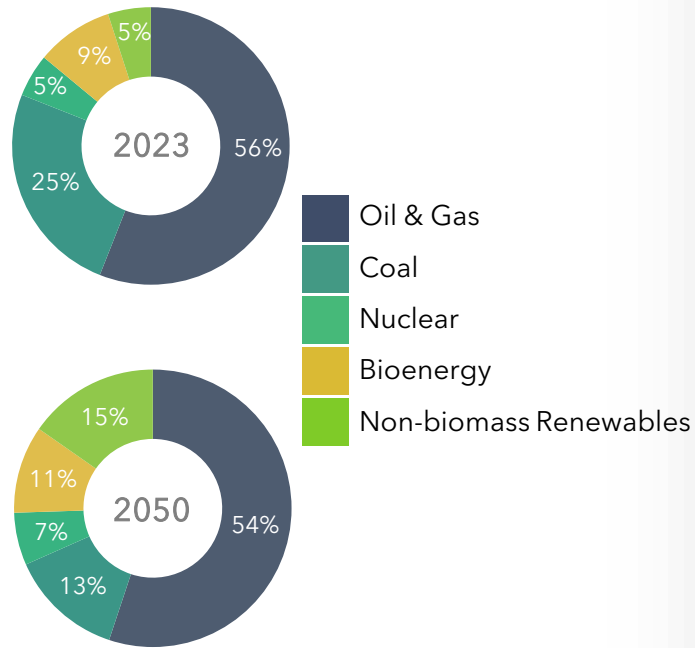


Recent global disruptions and instability have highlighted the critical importance of building resilient, regional supply chains that support operational continuity and sustainability

Commodity Sectors are Critical for the Transition

Hydrocarbons

PROJECTED GLOBAL ENERGY MIX

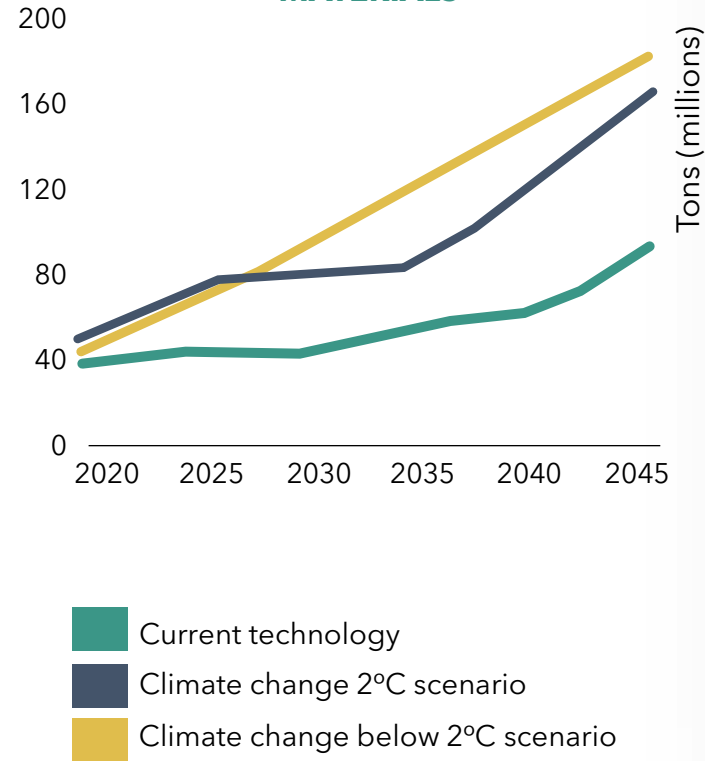


Hydrocarbons continue to feature prominently in 2050 scenarios

ExxonMobil - 2023 global outlook

Metals and Materials

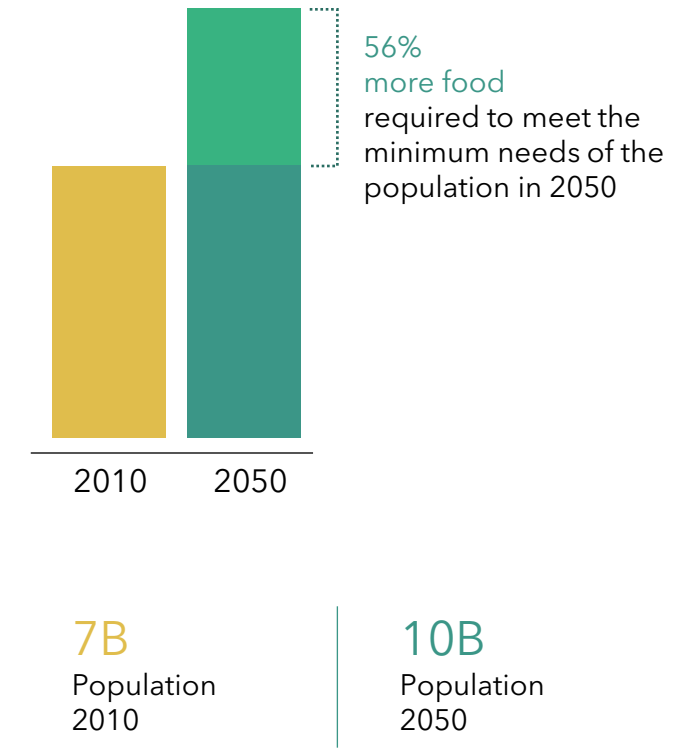
PROJECTED DEMAND FOR METALS & MATERIALS



World Bank - Minerals for climate action

Agriculture

FOOD SECURITY



World Resources Institute - How to sustainably feed 10 billion people

The world is grappling with an increasing need for commodities produced by industries with underlying sustainability challenges

CVW SUSTAINABLE ROYALTIES

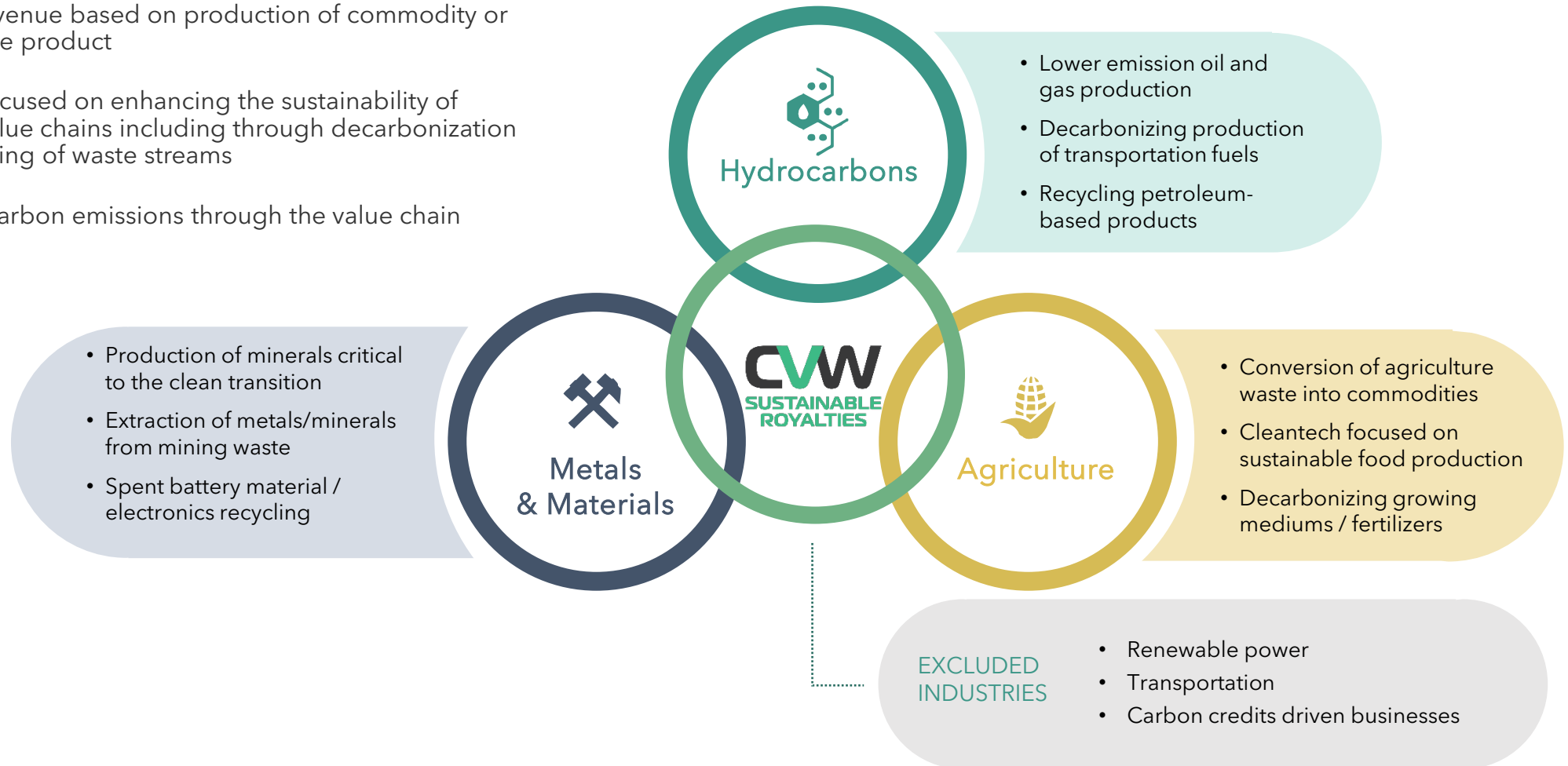
Royalty Strategy



Investment Focus Areas – Sectors

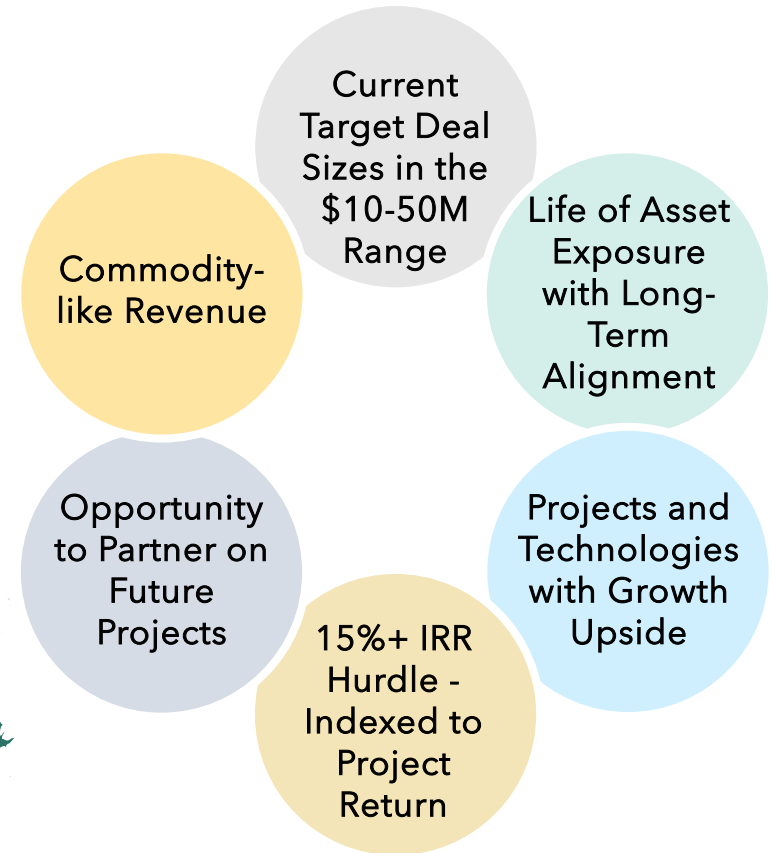
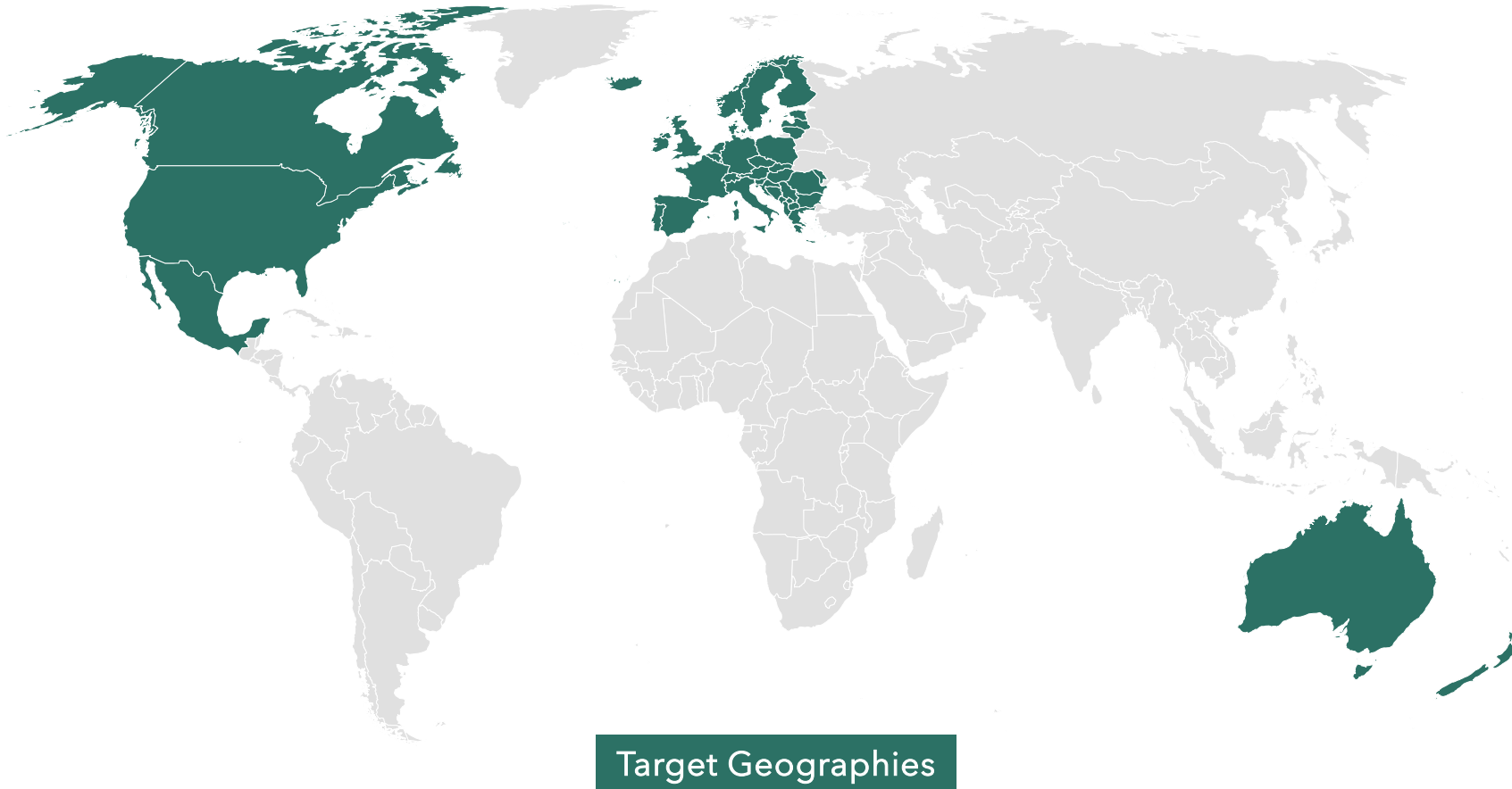
CVW Sustainable Royalties will focus on opportunities and projects at the intersection of clean technology and commodities

- 1 Underlying revenue based on production of commodity or commodity-like product
- 2 Technology focused on enhancing the sustainability of commodity value chains including through decarbonization and reprocessing of waste streams
- 3 Reduction in carbon emissions through the value chain



Investment Criteria

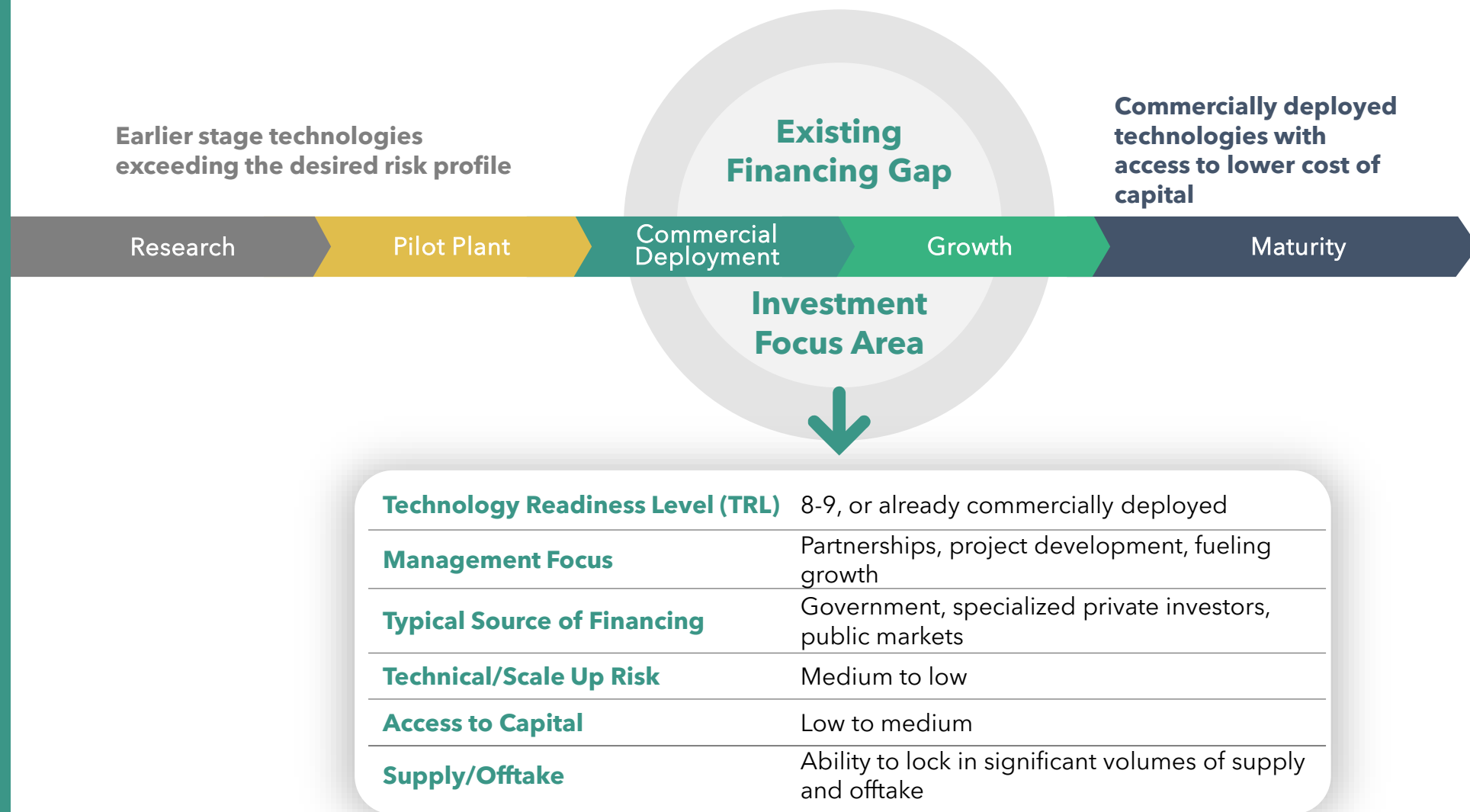
CWV Sustainable Royalties targets developed markets and prioritizes opportunities based on certain characteristics



Investment Focus Areas - Company Stage

Key Criteria to Reduce Technology Risk

- Detailed technical due diligence by in house technical team alongside 3rd party experts
- Significant piloting and commercial testing
- Preference for strategic partners in regard to offtake, supply, and financing who have conducted significant technical diligence
- Strong management teams with the technical capabilities to execute





CVW SUSTAINABLE
ROYALTIES

Why Royalties?



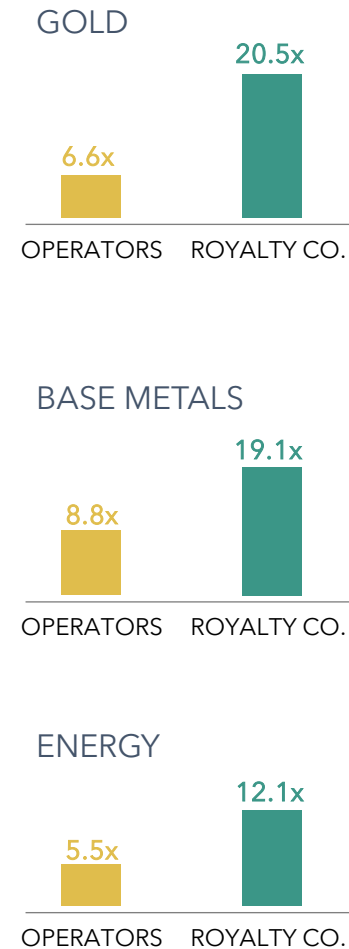
Royalty Companies - Attractive for Investors

Royalty model provides investors with an efficient way to access an industry thematic while providing diversification and lower risk

BENEFITS		CLEAN TECHNOLOGY OPERATORS/ DEVELOPERS	TRADITIONAL MINING AND/OR O&G ROYALTY COMPANY
Growing Project Pipeline	✓	✗	✗
Asset / Technology Diversification	✓	~	?
Exposure to Multiple Commodities	✓	✗	✗
Sustainability Thematic	✓	✓	✗
Favourable Government Policies	✓	✓	✗
Exposure to Top Line Revenue	✓	✗	✓
High Margin Business	✓	✗	✓
Opportunities in Low-risk Jurisdictions	✓	✓	?
Costless Project Expansion & Optionality Upside	✓	✗	✓
Strong Correlation with Commodity Prices	✓	~	✓

1 CVW Sustainable Royalties internal calculations using publicly available price and earnings data of senior producers in gold, base metals, and energy. Energy royalty company multiple is based on average of Topaz Energy and PrairieSky Royalty. Values are 2026 estimates..

Operators versus Royalty Companies
2026E Earnings Multiple¹







Potential for CVW Sustainable Royalties to trade at higher multiples than resource focused royalty companies due to attractive sustainability characteristics of underlying cleantech royalties

Key Advantages for Operators

- ✓ Retain Equity Upside
- ✓ Flexible Structure and Competitive Cost of Capital
- ✓ Alignment and Focus on Growth
- ✓ No Refinancing Risk
- ✓ Project Specific and Control Retention



Illustrative Use of Proceeds

-  Project / Asset Development Capital
-  Acquisition Capital
-  Recapitalizations
-  Customer Financing

Royalty financing structure is significantly more attractive to clean technology companies relative to traditional commodity companies



CVW SUSTAINABLE
ROYALTIES

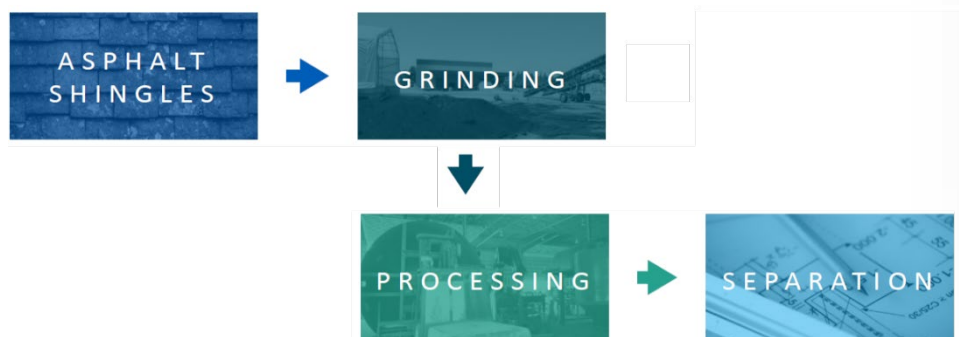
Our Portfolio



Northstar Clean Technologies

Operations Overview¹

- Proprietary process for taking discarded asphalt shingles, otherwise destined for over-crowded landfills, and extracting the **liquid asphalt, aggregate and fiber**
- Northstar’s innovative 4-part technology is patent protected and patent pending providing strong intellectual property protection




Future sites will be modelled after Northstar’s first commercial facility in Calgary. Northstar has:

- Signed an LOI for a long-term lease in Hamilton, Ontario for a future planned facility, and
- Received an LOI from EDC for potential financial support for future US facilities




Commercial Facility CALGARY, ALBERTA	
	Facility Details
Development Status	Fully Commissioned
Production Start	H2 2025
Land	~4 acres (leased 15+ years)
Type & Capacity	Fully commercial 150-200 tpd
Estimated Capex	\$17.5 million



TRADITIONAL PRODUCTION/ LANDFILL DISPOSAL



CALGARY COMMERCIAL FACILITY



¹ Northstar Clean Technologies - Investor Presentation

Innovative patent-protected technology to reduce landfill waste and extract useful commodities

~3.3M kg

Annual net estimated CO₂e emission savings¹

Northstar Clean Technologies

Northstar Clean Technologies Inc. is a Canadian-based clean technology company, focused on the sustainable recovery and reprocessing of asphalt shingles



NORTHSTAR
CLEAN TECHNOLOGIES

Developed a proprietary process to recover liquid asphalt (bitumen), aggregate, and fiber from waste and defective asphalt shingles otherwise destined for landfills

ASSET OVERVIEW

Heavily Piloted and Proven Process	✓	First Commercial Facility Fully Funded	✓
Offtake and Feedstock Agreements Alongside Investments from Strategic Partners	✓	Commercial Operations in 2025	✓
Significant Government Support	✓	Significant Growth Opportunity	✓

STRATEGIC PARTNERS



Pilot facility in Delta, British Columbia

CVW SUSTAINABLE ROYALTIES FOCUS AREA

Hydrocarbons

STAGE

Fully Commissioned

COMMODITY

Liquid Asphalt (Oil Linked)

GEOGRAPHY

Canada & US

INVESTMENT SIZE

\$14.0M

Northstar Clean Technologies

CVW Sustainable Royalties has a revenue royalty on Northstar's next two facilities

- Base-case includes a single operating shift with the ability to increase output by adding additional labour
- Opportunity for Northstar to monetize carbon credits which would provide additional royalty revenue
- CVW Sustainable Royalties ROFR on five additional facilities and Right of First Negotiation in perpetuity

Significant
Upside
Potential

Total principal of \$14.7M includes initial \$14.0M investment + capitalized interest →

Capital to support development work for future facilities

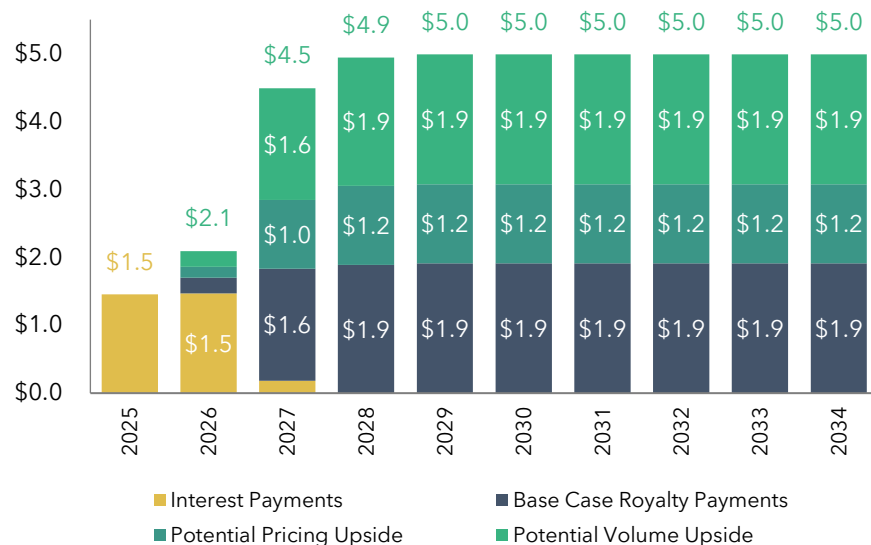
- The debenture has a 5-year term and a 10% coupon which may be capitalized for 3 years
- Northstar has capitalized the first interest payment which has been added to the principal balance

The debenture is convertible into two separate royalty streams

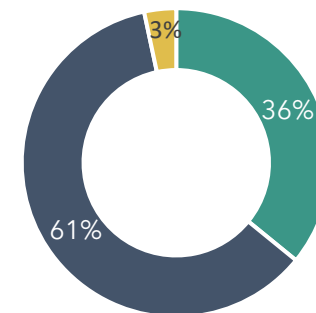
- Minimum 12.6% royalty once the second facility is in commercial production
- Minimum 12.6% royalty once the third facility is in commercial production

Principal balance converts into a royalty at a ratio of 1.7% royalty interest for each \$1.0 million of principal converted

ROYALTY PRE-TAX CASH FLOW PROFILE²



REVENUE PER COMMODITY¹



- Liquid Asphalt*
- Tipping Fees
- Other

* Linked to heavy oil prices

Key Revenue Drivers

- Base case volume of ~40,000 tpa of asphalt shingles
- Oil price exposure through liquid asphalt and tipping fees based on landfill pricing

¹ Northstar Clean Technologies - Investor Presentation
² Upside pricing includes liquid North American east coast asphalt prices, and tipping fees with lower discounts to market

CVW Sustainable Royalties expects long-term average cash flows of \$1.9M per annum from its investment in Northstar

CVW™ Proprietary Technology

Operations Overview

A CVW™ project offers significant economic, environmental, and operational benefits¹:




ECONOMIC BENEFITS

Bitumen:	~1.9 MMbbl
Solvent:	~328 Mbbbl
Zircon Concentrate:	73 kT ²
Chloride Ilmenite: (TiO ₂ concentrate)	170 kT ²



ENVIRONMENTAL BENEFITS

CO ₂ e Emissions Abatement:	~380+ kT
Heat Integration:	~1.9m GJ
Water-use Reduction:	~2.8m m ³
Land-use Reductions:	19 Ha of land use



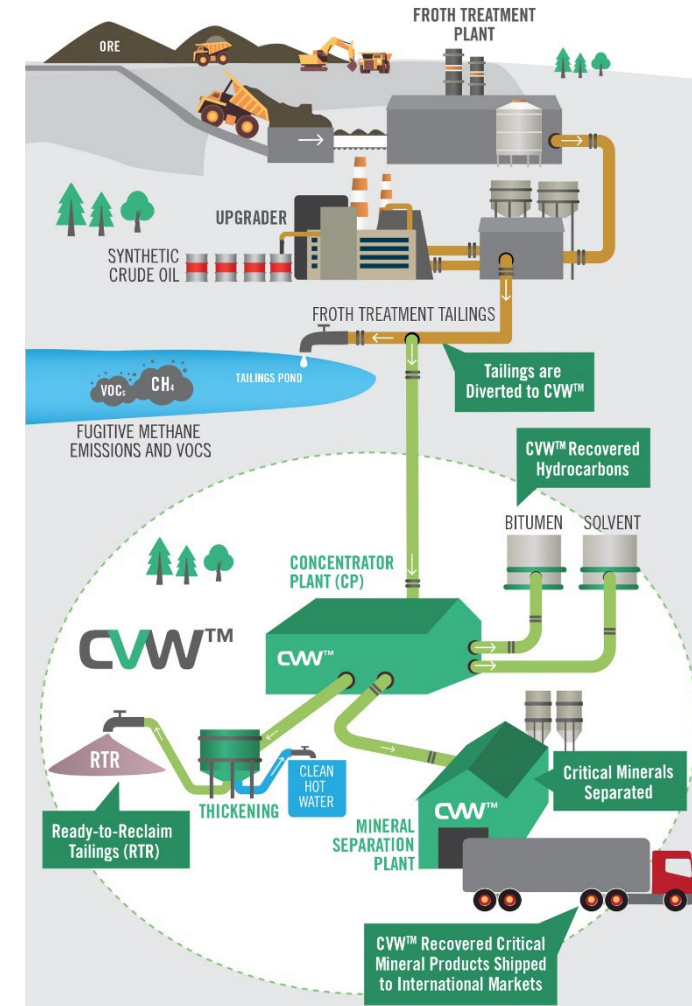
OPERATIONAL BENEFITS

Eliminates Use of Tailings Ponds for Froth Treatment Tailings	
Tailings Rehandling Reductions:	~1.5 Mt fines
Pyrite Mitigation and NORMs Removal ²	

- CVW™ standard processes recover over 85% of the bitumen and 91% of the solvent currently lost to froth treatment tailings
- Through an industry wide deployment, CVW™ has the potential to reduce Canada’s emissions by 0.5% while providing the oil sands mining industry a credible path away from the use of tailings ponds

¹ CVW Sustainable Royalties has tested tailings from most oil sands operations and has developed estimates for a representative site based on aggregate results as discussed in the Company’s Process and Technology Overview published July 31, 2023

² Benefits only obtained through deployment of the EcoMax development option



Simplified Process Overview

CVW Sustainable Royalties is the 100% owner of its patented, ready-to-deploy proprietary technology offering investors significant upside through its commercialization

CVW™ Proprietary Technology

CVW Sustainable Royalties has invested over \$100M and 20 years to advance its CVW™ proprietary technology to a state of commercial readiness

CVW Sustainable Royalties has multiple project development options:

	CVW EcoBase ¹	CVW EcoFlex ¹	CVW EcoMax ¹
Value Proposition	Hydrocarbon focused	Phased approach	Full technology suite
Hydrocarbon Revenue	\$136M	\$136M	\$136M
Minerals Revenue	–	Phase 1: - Phase 2: \$205M	\$205M
GHG Abatement	\$73M	Phase 1: \$73M Phase 2: \$65M	\$65M
Other Benefits ²	\$57M	\$40M	\$40M
Annual Operating Costs	\$17M	Phase 1: \$17M Phase 2: \$48M	\$48M
Initial Capital Cost (incl. 20% contingency)	\$390M	Phase 1: \$390M Phase 2: \$726M	\$1,116M

¹ CVW Sustainable Royalties has tested tailings from most oil sands operations and has developed estimates for a representative site based on aggregate results as discussed in the Company's Process and Technology Overview published on July 31, 2023

² Other benefits include tailings management and heat integration

- Development of CVW™ has been supported by large scale integrated piloting and progressive commercial engineering (FEED) alongside oil sands operators and Tier 1 engineering firms resulting in 20 active patents and ready-to-deploy status
- Process produces "Ready-to-Reclaim" tailings to meet the Alberta Energy Regulator's Directive 085 standards which would provide a step change in tailings management and allow for progressive remediation

STRATEGIC PARTNERS



Natural Resources
Canada



Environment and
Climate Change Canada



SUSTAINABLE DEVELOPMENT
TECHNOLOGY CANADA
TECHNOLOGIES DU DEVELOPPEME
DURABLE CANADA



Oil Sands, Alberta

CVW SUSTAINABLE ROYALTIES FOCUS AREA

Hydrocarbons

STAGE

Pre-construction

COMMODITY

Hydrocarbons and
Critical Minerals

GEOGRAPHY

Canada

INVESTED CAPITAL

\$100M+

CVW™ Proprietary Technology

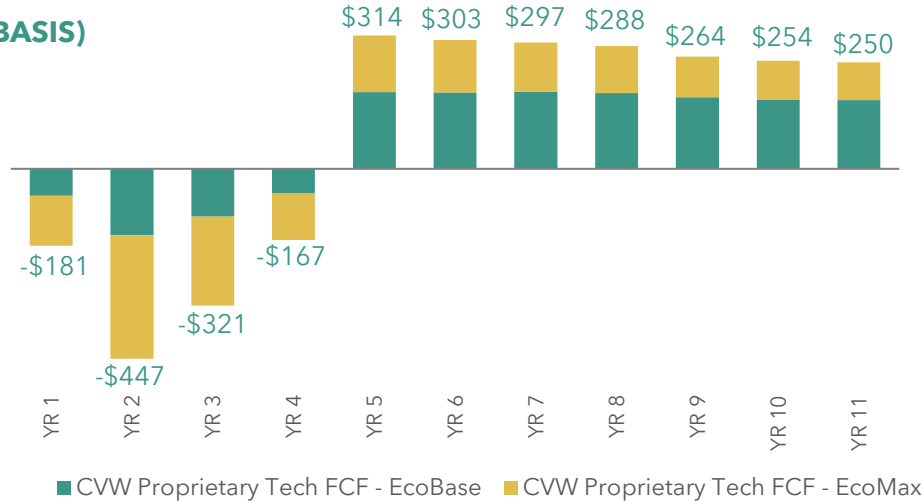
Asset Overview

- Prioritizing a CVW™ EcoBase deployment under a joint venture structure with an oil sands mining operator to reduce upfront capital cost and risk
- Financing plan includes ~60% of the funding from project debt and government sources, minimizing the direct capital contribution from the oil sands mining operator and CVW Sustainable Royalties

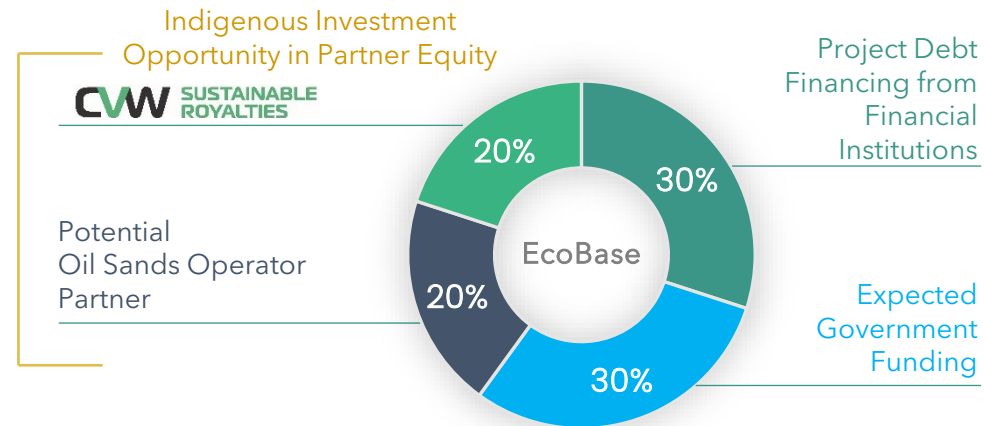
Indigenous Partnership

- Indigenous communities in the region have the option to invest alongside CVW Sustainable Royalties in the development of a project on the same economic terms

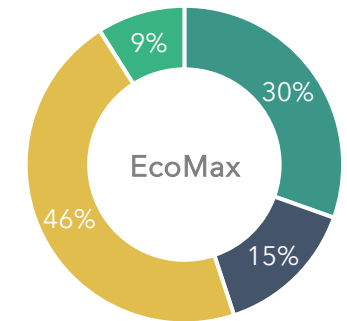
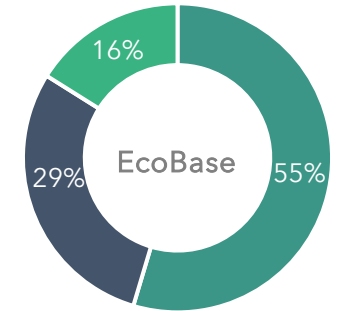
CVW™ FREE CASH FLOW (100% BASIS)



ILLUSTRATIVE ECOBASE FINANCING



REVENUE PER COMMODITY



- Hydrocarbon Revenue
- Carbon Tax Savings
- Mineral Revenue
- Operator Cost Savings

1 CVW Sustainable Royalties has tested tailings from most oil sands operations and has developed estimates for a representative site based on aggregate results as discussed in the Company's "Process and Technology Overview" published July 31, 2023

CVW Sustainable Royalties expects long-term cash flow streams from the commercial development of its technology

CVW™ Proprietary Technology

CVW Sustainable Royalties continues to aggressively pursue the implementation of its ready-to-deploy proprietary technology

CVW Sustainable Royalties continues to build relationships with the oil sands mining operators with the goal of signing a partnership agreement. The Company continues to de-risk the project and engage with stakeholders to create momentum towards the development of a CVW™ project



CVW Sustainable Royalties remains focused on delivering a first CVW™ implementation for its shareholders





















Opportunities for Growth



Robust Acquisition Pipeline to Expand Royalty Portfolio


Opportunity pipeline with over \$600M of transaction value, with another 65+ opportunities in evaluation

ROYALTY OPPORTUNITY	PRIMARY/ SECONDARY	SECTOR FOCUS	UNDERLYING COMMODITY EXPOSURE	GEOGRAPHY	APPROXIMATE INVESTMENT SIZE	DEAL STAGE
1	Primary	 Metals and Materials	Metals	US	\$20M	Advanced
2	Primary	 Agriculture	Sustainable Forestry	Mexico	\$20M	Advanced
3	Primary	 Metals and Materials	Metals	US	\$75M	Advanced
4	Primary	 Hydrocarbons	Oil Linked	Europe	\$15M	Advanced
5	Primary	 Metals and Materials	Industrial Products	Canada	\$10M	Advanced
6	Primary	 Agriculture	Food	US	\$10M	Advanced
7	Primary	 Hydrocarbons	Oil Linked	US	\$65M	Advanced
8	Primary	 Hydrocarbons	Renewable Natural Gas	Canada	\$10M	Advanced
9	Primary	 Metals and Materials	Industrial Products	Canada	\$20M	Intermediate
10	Primary	 Metals and Materials	Industrial Products	US	\$65M	Intermediate
11	Primary	 Metals and Materials	Metals	US	\$35M	Intermediate
12	Primary	 Metals and Materials	Industrial Products	US	\$20M	Intermediate
13	Primary	 Hydrocarbons	Oil Linked	Canada	\$10M	Intermediate
14	Primary	 Agriculture	Food	Canada	\$5M	Intermediate
15	Secondary	 Hydrocarbons	Contractual Carbon Pricing	Canada	\$75M	Early
16	Primary	 Metals and Materials	Metals	US	\$30M	Early
17	Primary	 Hydrocarbons	Renewable Natural Gas	US	\$30M	Early
18	Primary	 Metals and Materials	Metals	Europe	\$35M	Early

Robust pipeline provides the Company with an opportunity to accelerate accretive growth in the near-term to achieve scale

Experienced Leadership Team

Opportunity to partner with proven company builders, with significant royalty and commodity experience



Akshay Dubey
CEO & DIRECTOR

14+ years of experience originating and structuring investments in the natural resource space including within the oil and gas, mining and metals, agriculture and timberland industries.

Previously led BaseCore Metals LP ("BaseCore") from its inception in 2017 till its sale in July 2022 for US\$525M. At BaseCore his focus included originating and executing additional stream and royalty investments in the base metals sector, along with managing the company's portfolio of assets.

Previously Principal within the Natural Resources team at Ontario Teachers' Pension Plan Board, where he gained extensive experience in both the energy and mining industries.



Darren Morcombe
CHAIRMAN

30+ years of international experience in natural resource and finance sectors, including 10+ years in senior roles with Normandy Mining Ltd. and Newmont Mining Corp. in the areas of financing, treasury, mergers and acquisitions.

Founder, former Chairman and major shareholder of Foran Mining Corp. Founder of Springtide Capital Pty. Ltd., a private investment company specializing in micro-cap listed companies, venture capital and resource-oriented companies.

Former Chairman and a major shareholder of European Gold Refineries SA, Europe's largest gold refinery, and Director of AGR Matthey Ltd., one of the world's largest gold refineries.



Pierre Lassonde
SPECIAL ADVISOR & SHAREHOLDER

Highly respected Canadian professional engineer, entrepreneur, investor and philanthropist. Founded Franco-Nevada Corp. in 1982, introducing royalty model to the mining sector which led to the creation of one of the world's largest royalty businesses today.

Member of the Order of Canada and currently serving as Chair Emeritus of Franco-Nevada Corp.

Former President and Vice Chairman of Newmont Mining Corp. and Director of New Gold Inc. and Normandy Mining Ltd.

Active involvement in mining through private family office Firelight Investment LLC. He has helped create and is a main shareholder of several successful mining companies.



Summary



Strong Macro Tailwinds

- Global cleantech funding flows in 2024 exceeded **~\$3.3 trillion**¹
- Ability to capitalize on decarbonization and sustainability thematic while benefitting from regulatory and fiscal support



Commodity Exposure

- Opportunity for meaningful, royalty-based cash flow streams with underlying exposure to commodity products, with price and other upsides
- Commodity-focus provides greater potential for credible offtake arrangements and supply agreements



Growth + Yield

- World's first diversified investment option for clean technology royalties with a focus on generating near-term cash flow
- Ability to scale the platform through accretive transactions
- Management has established deep relationships in the clean technology space

¹ Bloomberg NEF - Energy transition investment trends 2025



Diversification

- Scalable within the cleantech space, providing investors exposure to multiple technologies and geographies
- Management team with technical skill set and network to review and diligence opportunities in the resource focused clean technology sector



Optionality

- Commercialization of proprietary technology offering significant NAV upside
- Significant upside in royalty transactions through exposure to price inflation, additional revenue streams and development of additional assets



Experienced, Incentivized Team

- Senior leadership have the proven ability to successfully build profitable royalty businesses
- Insiders own 32% of the shares outstanding (diluted basis) creating strong alignment with investors to deliver value per share



Sustainability

- Focus on clean technologies at the intersection of sustainability and attractive economics
- Clean technology growth and diversification is supportive of a favourable valuation multiple



CVW Sustainable Royalties Inc.
Suite 305, 505 - 8th Ave. SW,
Calgary, Alberta, Canada
T2P 1G2

Akshay Dubey
CHIEF EXECUTIVE OFFICER AND DIRECTOR

Tel: 403-460-8135
Akshay.Dubey@CVWroyalties.com

Joshua Grant
CHIEF FINANCIAL OFFICER

Tel: 403-460-8135
Joshua.Grant@CVWroyalties.com

www.cvwsustainableroyalties.com



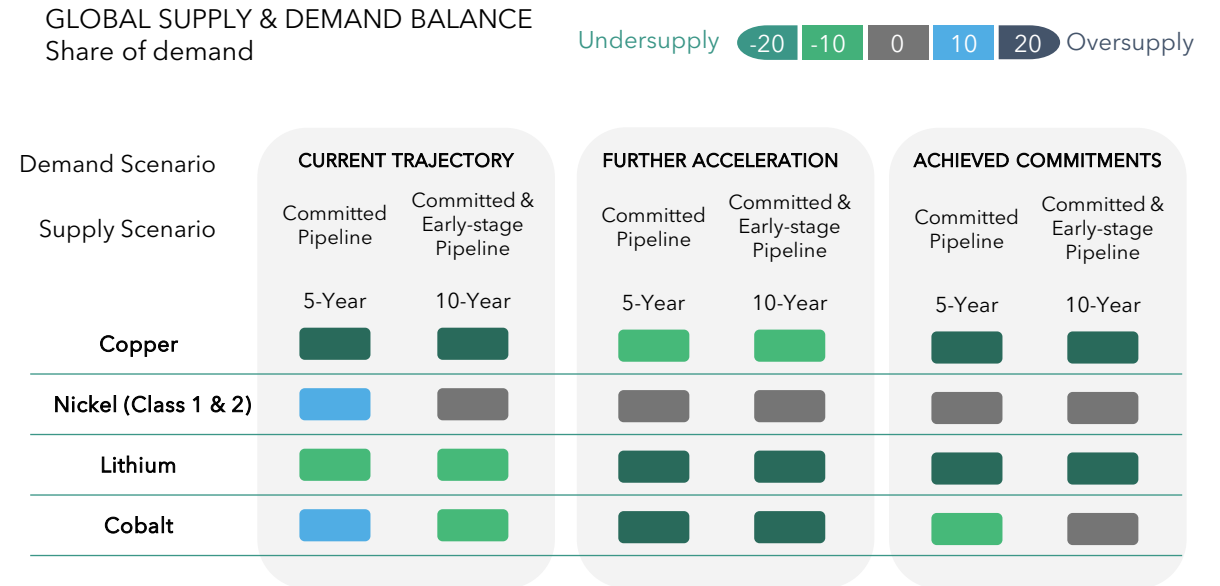
Appendix

Commodities Critical to the Green Transition

- Commodities required for clean energy technologies and otherwise are expected to be in significant shortage over both the medium and long term:
 - Copper and lithium at 20% supply shortages; cobalt at a 10% supply shortage
- Primary production of many critical commodities is often in volatile jurisdictions
 - Securing commodity supply chains and onshoring of production processes has been prioritized by many jurisdictions
 - Any supply interruptions would be critically disruptive to the manufacturing of end products
- Demand for commodities is not expected to be met through primary production alone given timelines required to develop new greenfield projects
- Many, significant advantages of recycling end-of-life products to extract valuable commodities such as:
 - Recycling facilities can be placed near end-user for re-manufactured product
 - Decreased emissions profile for manufactured products using recycled inputs

GLOBAL MINERALS SHORTAGE FOR CLEAN ENERGY TECHNOLOGIES

Several materials critical for the energy transition will see severe shortage in both the mid-term and long term



Source: McKinsey & Company - The future of commodity trading

"The Future of Commodities is Circular" - Glencore plc

Reduction in Carbon Intensity of Hydrocarbons Essential to Achieve Net Zero



2023 kWh per capita¹

USA:	29,600
China:	6,300
India:	2,000



Peak Oil Demand

OPEC:	2050+ ²
IEA:	2025-2030 ³

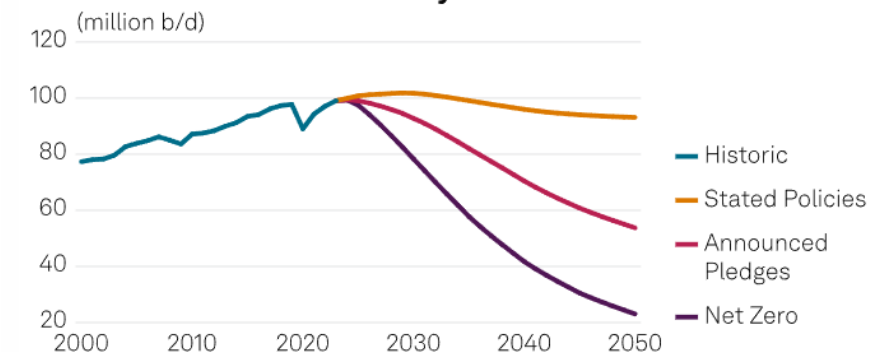
- In 2023, the per capita oil consumption of developed nations was between 5 and 14 times that of India and China, the most populous countries
- The world will continue to need hydrocarbons to provide energy during the transition to more sustainable energy sources
- OPEC’s long-term outlook sees global primary energy demand rising 24% by 2050, with oil maintaining a 30% share of the mix based on data-driven forecasts.
- Liquefied natural gas (LNG) has been identified as a critical transition fuel with global demand estimated to rise by more than 50% by 2040⁴
 - LNG has an essential role to play in tackling the world’s biggest sources of carbon emissions and local air pollution
 - LNG is seen as instrumental to providing nations with energy security

1 Energy Institute - Statistical review of world energy
 2 The Globe and Mail - Demand for energy to soar 24 per cent from now to 2050, OPEC head says
 3 IEA - Oil 2025
 4 Shell - Global LNG demand to grow beyond 2040

IEA WORLD OIL OUTLOOK

As of mid-2024, the IEA sees stated policies resulting in a slight reduction to oil consumption, with larger decreases possible

Global oil demand outlook by scenario



Note: Excludes biofuels, other liquid fuels
 Source: IEA's World Energy Outlook 2024

OPEC WORLD OIL OUTLOOK

OPEC sees robust medium-term growth oil demand and projects to reach 120mb/d by 2050, driven by the non-OECD countries

The increase in energy consumption produces significant opportunities in the form of biomass, waste to energy, renewable fuels and other recycling technologies

Agricultural Innovation and Waste Diversion Necessary to Support Humanity

As global temperatures rise and extreme weather events become more frequent, ensuring food security for a growing population is arguably the most critical challenge we face

Growing production of food has created two significant commercial opportunities:

Re-use of biomass

Focuses on uses for organic waste streams to support decarbonization

- Globally, the biomass market is dominated by heat and power generation uses
 - In the U.S., biomass represented 5% of primary energy consumption in 2023, with nearly half of that consumption in the form of biofuels³
 - Ethanol is the vast majority of biofuel at 82% share, followed by biodiesel at 9%³

Agricultural innovations

Focuses on makes agricultural practices more efficient, safe, and less environmentally damaging

- Globally, 25-30% of GHG emissions come from food systems²
 - Any successful climate change scenario would mean major changes to how we farm
 - At-scale decarbonization options for the agriculture sector are just beginning to develop, providing investors with a significant opportunity to get positive economic exposure

56%

more food needed to feed the world by 2050¹

50%

of the world's land is already used for agriculture¹

42%

of food is wasted in North America¹

¹ World Resources Institute - How to sustainably feed 10 billion people

² Ritchie, Hannah - How much of global greenhouse gas emissions come from food

³ US EIA - Biomass explained and Biofuels explained

The increase in energy consumption produces significant opportunities in the form of biomass, waste to energy, renewable fuels and other recycling technologies

Board of Directors

Darren Morcombe

CHAIRMAN

- Founder of Springtide Capital Pty. Ltd., a private investment company specializing in micro-cap listed companies, venture capital and resource-oriented companies
- Founder and a major shareholder of Foran Mining Corporation
- Founder, Chairman and a major shareholder of the largest gold refinery, distribution and finance company in the world
- Over 20 years of international experience in a variety of roles in the natural resource sector including with Normandy Mining and Newmont Mining Corporation

Moss Kadey

DIRECTOR

- Founder and CEO of Mossco Capital Inc., a Toronto based strategic investor specializing in consumer goods, real estate and technology companies
- Chairman and Founder of Luxury Brand Partners, a Miami based creator and owner of branded consumer products in the beauty and hair care industries
- On the boards of numerous privately held corporations and is currently the Chairman of the Supervisory Board of Hanvest Holdings, the parent company of Brita GmbH in Germany

Jennifer Kaufield

DIRECTOR

- Independent businesswoman with over 30 years of experience in private and public corporations both domestic and internationally
- Previously a director of TransGlobe Energy Corporation
- Previously Chief Financial Officer of Titanium Corporation Inc. (CVW Sustainable Royalties Inc.)

John Brussa

DIRECTOR

- Chairman and Partner of Burnet, Duckworth & Palmer LLP
- Former Chair of the Board of Directors of Crew Energy
- Director of several public and private energy producers operating in Canada, and a public financial services corporation
- Former Jarislowsky Fellow at the Haskayne School of Business
- Recognized as one of Alberta's 50 Most Influential People by Alberta Venture magazine and one of Canada's leading lawyers by Lexpert magazine
- Past Governor of the Canadian Tax Foundation
- Served as a mentor in strategy at the Canadian Centre for Advanced Leadership in Business

Bruce Griffin

DIRECTOR

- Currently serves as the Executive Chairman of Sheffield Resources Limited, an Australian mineral-sands development company
- Previously held senior management positions in several mining and minerals companies, including as SVP Strategic Development of Lomon Billions Group, CEO and director of TZ Minerals and as Vice President Titanium for BHP Billiton
- Also serves as a non-executive Director for Capital Metals Plc and Savannah Resources

Pierre Lassonde

SPECIAL ADVISOR

- Legendary Canadian businessman, investor and philanthropist
- Member of the Order of Canada currently serving as Chair Emeritus of Franco-Nevada Corporation and Chairman and CEO of Firelight Investments Ltd.
- Previously the President of Newmont Mining Corporation from 2002 to 2006 and prior to that from 1982 to 2002 was a co-founder and co-CEO of the original Franco-Nevada

Management Team

Akshay Dubey

CEO AND DIRECTOR

- Joined CVW Sustainable Royalties Inc. in September 2022 as Chief Executive Officer and Director
- Over 14 years of experience originating and structuring investments in the natural resource space including within the oil and gas, mining and metals, agriculture and timberland industries
- Previously led BaseCore Metals LP from its inception in 2017 till its sale in July 2022 for \$525M
- Previously a Principal within the Natural Resources team at Ontario Teachers' Pension Plan Board, where he gained extensive experience in both the energy and mining industries
- Holds a Bachelors of Business Administration (Hons.) from the Schulich School of Business at York University

Joshua Grant

CFO AND CORPORATE SECRETARY

- Has over 16 years of experience in finance and accounting for public and private companies in several industries including natural resources, manufacturing and distribution
- Expertise includes holding executive and leadership responsibilities at public and private companies, leading growth phase companies to profitability, and working with banking and other strategic partners
- Qualified chartered professional accountant who obtained his Bachelor of Commerce (Hons.) from McMaster University and a member of CPA Ontario and CPA Canada

Kevin Moran

EVP AND CHIEF TECHNOLOGY OFFICER

- Extensive oil sands industry experience, during which time he focused on solving technical issues related to bitumen production through the application of colloidal and hydraulic principles; specific emphases include hydromet, pyromet, physical separations, GHG analyses, and complex engineering studies
- Previously at Syncrude Canada Ltd., where he managed research and technology development programs in oil sands bitumen extraction and froth treatment process technologies
- Graduated from the University of Alberta with a doctorate in Chemical Engineering and holds a Masters degree in Chemical Engineering from the University of Toronto and undergraduate degrees in Engineering and Science from the University of Western Ontario

Mathew Ullattikulam

VP, CORPORATE DEVELOPMENT

- Extensive experience in the oil sands, energy, and clean technology industries. Has executed pipeline and facilities projects of over \$500 million in value
- Previously worked at both Suncor Energy (ten-year tenure) and Canadian Natural Resources Limited. Immediately prior to joining CVW Sustainable Royalties, he was a senior commercial leader for the Low Carbon Fuels and Offsets group at Suncor Energy.
- Managed early-stage investments in clean technology companies, led the structuring of multiple joint venture partnerships, and was the key liaison for communicating Suncor Energy's low carbon fuels and offsets strategy
- Obtained his Masters of Business Administration from the Richard Ivey School of Business and a Bachelor of Applied Science in materials engineering from the University of British Columbia.